

# Information Item

Management Committee



Meeting Date: August 9th, 2023

## Topic

2023 Second Quarter Procurement Summary and MCUB Goals Review

<b>District(s), Member(s):</b>	All
<b>Policy/Legal Reference:</b>	FM14-2 Expenditures for the Procurement of Goods and Services
<b>Staff Prepared/Presented:</b>	Jody Jacoby, Procurement Director, 651-602-1144; Ashanti Payne, OEEO Assistant Director, 651-602-7660
<b>Division/Department:</b>	Procurement / OEEO

## Background

Council *Policy 14-2 – Expenditures* authorizes the Regional Administrator to approve awards not exceeding \$500,000 for all purchases of budgeted goods and services. In addition, the Regional Administrator is authorized to approve construction contracts where:

- (a) The value of the contract does not exceed \$ \$10,000,000;
- (b) The construction project was included in the Council-adopted capital budget;
- (c) The cost of the project is less than the Engineer’s Probable Construction Costs, plus 10%;
- (d) Sufficient funds are available in the capital budget to complete the project.

The delegation authority of the Regional Administrator to approve awards for all purchases of budgeted goods and services was increased from \$250,000 to \$500,000 in October of 2013. Related to this increase in authority, the Council requested a report on any contracts valued between \$175,000 and \$250,000 and \$250,000 and \$500,000.

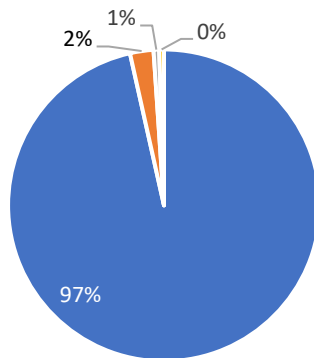
Goods and services procurements exceeding \$500,000 and construction contracts exceeding \$10,000,000 must be approved by the appropriate committee and Council. The Management Committee requested a quarterly summary of contracts. The report gives a breakdown of the number of procurements executed during the reporting period grouped by value, and details of all procurements which have a value greater than \$175,000. This report excludes interagency contracts and income/grants agreements. The second quarter 2023 Procurement Summary and OEEO MCUB Information is attached.

# Metropolitan Council

## Procurement Summary Information – Second Quarter, 2023

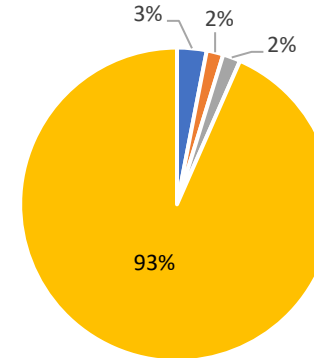
Dollar Amount Range	Number of Procurements		Percent Value \$	Total Value \$	
	Second Quarter	YTD	Second Quarter	Second Quarter	YTD
\$0 - \$10,000	7,898	15,413	3.1%	\$7,538,968	\$15,330,760
\$10,001 - \$50,000	199	400	1.7%	\$4,257,425	\$8,475,449
\$50,001 - \$175,000	48	89	1.8%	\$4,502,477	\$8,605,554
\$175,001 - \$250,000	9	23	.8%	\$1,987,675	\$5,133,636
\$250,001 - \$500,000	17	30	2.4%	\$5,877,915	\$11,161,586
Greater Than \$500,000	13	30	90.2%	\$222,910,140	\$262,809,788
<b>Grand Total</b>	<b>8,184</b>	<b>15,985</b>	<b>100%</b>	<b>\$247,074,600</b>	<b>\$311,516,773</b>

Procurements by # of Transactions Q2-2023



■ \$0-10,000 ■ \$10,000-50,000 ■ \$50,000-175,000 ■ \$175,000 +

Procurements by Contract \$ Value Q2-2023



■ \$0-10,000 ■ \$10,000-50,000 ■ \$50,000-175,000 ■ \$175,000 +

## Details of Procurement Valued Between \$175,001 and \$250,000

### Award Based on Invitation for Bids

#	Contractor	Amount	Division	Description	Solicitation Method	Contractor Location	Contract Number	DBE/MCUB Goal	DBE/MCUB Commitment
1	LOVDAL ELECTRONICS	\$187,700	MT	Camera Refresh	Bids	Lindstrom, MN	23P024	None	100%
2	GILLIG CORP	\$199,544	MT	2023 Air Dryer Campaign	Bids	San Francisco, CA	23P021	TVM*	TVM
3	UNIVERSAL PAINTING AND DRYWALL INC	\$218,900	MT	OHB Interior Painting	Bids	Fridley, MN	23P013	12%	100%
4	SCHUNK CARBON TECHNOLOGY	\$242,967	MT	LRT-LRV-Type 1 Pantograph Overhaul	Bids	Menomonee Falls, WI	22P381	None	None

\*TVM = transit vehicle manufacturer. The DBE goal is approved and applied during the manufacturing process. Only eligible TVM's may bid or propose on FTA funded procurements.

## Details of Procurement Valued Between \$175,001 and \$250,000

### Award Based on Other Processes

#	Contractor	Amount	Division	Description	Solicitation Method	Contractor Location	Contract/PO Number	MCUB/DBE Goal	MCUB/DBE Commitment
1	REGENTS OF THE UNIV OF MN	\$197,092	ES	Well Plates	Emergency Declaration	Minneapolis, MN	23003241	None	None
2	ENTERPRISE HOLDINGS INC	\$229,152	MT	Green Line LRT Extension Vehicle Rental	State Contract	Eagan, MN	23P085	None	None
3	PER MAR SECURITY SERVICES	\$232,320	ES	Metro Plant Flood Control - Security Officer Temporary Services	Emergency Declaration	Davenport, IA	23P082	None	None
4	MOODY'S INVESTORS SERVICE	\$240,000	RA	Investors Service	Sole Source	Atlanta, GA	23P124	None	None
5	STANDARD & POOR'S	\$240,000	RA	SP Global Ratings Professional Services	Sole Source	Chicago, IL	23P117	None	None

## Details of Procurement Valued Between \$250,001- \$500,000

### Award Based on Request for Proposals

#	Contractor	Amount	Division	Description	Solicitation Method	Contractor Location	Contract Number	DBE/MCUB Goal	DBE/MCUB Commitment
1	HDR ENGINEERING INC	\$300,000	ES	Water Resources Master Contract	Proposals	Chicago, IL	21P339B	9%	12%
2	STANTEC CONSULTING SERVICES	\$300,000	ES	Water Resources Master Contract	Proposals	Chicago, IL	21P339C	9%	9%
3	LIND JENSEN SULLIVAN & PETERSON P.A	\$375,000	RA	Master Contract - Work Comp Legal Services RFP	Proposals	St Louis Park, MN	22P382C	None	None
4	HANSON, ERIC DBA ERIC HANSON CONSULTING	\$400,000	RA	Building Controls Integration Specialist	Proposals	Wyoming, MN	22P354	None	None
5	MCCOLLUM CROWLEY PA	\$450,000	RA	Master Contract - Work Comp Legal Services RFP	Proposals	Bloomington, MN	22P382B	None	None

## Details of Procurement Valued Between \$250,001 and \$500,000

### Award Based on Formal Invitation for Bid

#	Contractor	Amount	Division	Description	Solicitation Method	Contractor Location	Contract Number	DBE/MCUB Goal	DBE/MCUB Commitment
1	GLOBAL SPECIALTY CONTRACTORS	\$265,517	MT	2023 Drainage Improvements Viking and R0686 Interchange	Bids	Eagan, MN	23P083	8%	8.36%
2	GLOBAL SPECIALTY CONTRACTORS	\$267,700	MT	K4 Bollard Installation	Bids	Eagan, MN	22P284	12%	13.1%
3	STONEPROS LLC DBA SNOW PROS	\$269,400	MT	Cleaning and Snow Removal for Shelters	Bids	Wayzata, MN	22P192	7%	7%
4	PCI ROADS	\$284,000	MT	Cedar ST and BR 9360 Washington Ave Improvements	Bids	St Michael, MN	23P049	11%	11.2%
5	DENNIS ENVIROMENTAL OPERATIONS	\$354,825	ES	Asbestos and Special Hazard Abatement	Bids	St Paul, MN	22P392	10%	100%
6	PARAGON RESTORATION II, INC	\$356,925	MT	2023 MSP Tunnel Grouting	Bids	Prior Lake, MN	23P044	None	100%

## Details of Procurement Valued Between \$250,001 and \$500,000

### Award Based on Other Processes

#	Contractor	Amount	Division	Description	Solicitation Method	Contractor Location	Contract Number	DBE/MCUB Goal	DBE/MCUB Commitment
1	VASKE COMPUTER DBA COLLIER IT	\$268,062	RA	Peoplesoft Financials conversion from budget to FTE metric BPSI and MCUB	State Contract	St Paul, MN	23P093	None	100%
2	PARAGON DEVELOPMENT SYSTEMS INC	\$297,609	RA	ES and RA renewal for VMware software support	State Contract	Detroit, MI	23P098	None	None
3	ZAYO GROUP HOLDINGS LLC	\$329,477	RA	Interim Communications System Maintenance and Administration	State Contract	Chicago, IL	23P014	None	None
4	REMIX TECHNOLOGIES LLC	\$409,500	MT	Remix Transit Planning and Remix Streets 2-Year Renewa	Sole Source	Chicago, IL	23M006	None	None
5	VAN BERGEN & MARKSON INC	\$450,000	ES	OEM replacement parts and service for the maintenance of Moyno brand equipment	Sole Source	Maple Grove, MN	23P157	None	None
6	VASKE COMPUTER DBA COLLIER IT	499,900	RA	PeopleSoft modules required for BPSI	State Contract	St Paul, MN	23P111	None	100%

## Details of Procurement Valued Over \$500,000

### Award Based on All Processes

#	Contractor	Amount	Division	Description	Solicitation Method	Contractor Location	Contract Number	MCUB /DBE Goal	MCUB/DBE Commitment
1	FITCH JOHNSON LARSON & HELD PA	\$600,000	RA	Master Contract - Work Comp Legal Services RFP	Proposals	Roseville, MN	22P382A	None	None
2	ALBRECHT SIGN CO	\$734,530	MT	METRO Gold Line Station Pylon	Bids	Fridley, MN	19P385F	None	None
3	MINGER CONSTRUCTION INC	\$780,948	ES	Sink Hole Repair	Emergency Declaration	Jordan, MN	23003838	None	None
4	HDR ENGINEERING INC	\$3,216,641	MT	Engineering and Project Management Services for the Blue Line Light Rail Extension Project	Proposals	Chicago, IL	22P103C	18%	19.5%
5	ALLIED UNIVERSAL SECURITY SERVICES	\$6,000,000	MT	Metro Transit Security Services	Bids	Philadelphia, PA	22P123	12%	14.8%
6	NORTH CENTRAL BUS & EQUIPMENT	\$8,369,390	MT	2022 Metro Mobility/Maple Grove Small Bus Purchase - North Central Bus	State contract	St Cloud, MN	22P373	TVM	TVM



## Details of Procurement Valued Over \$500,000

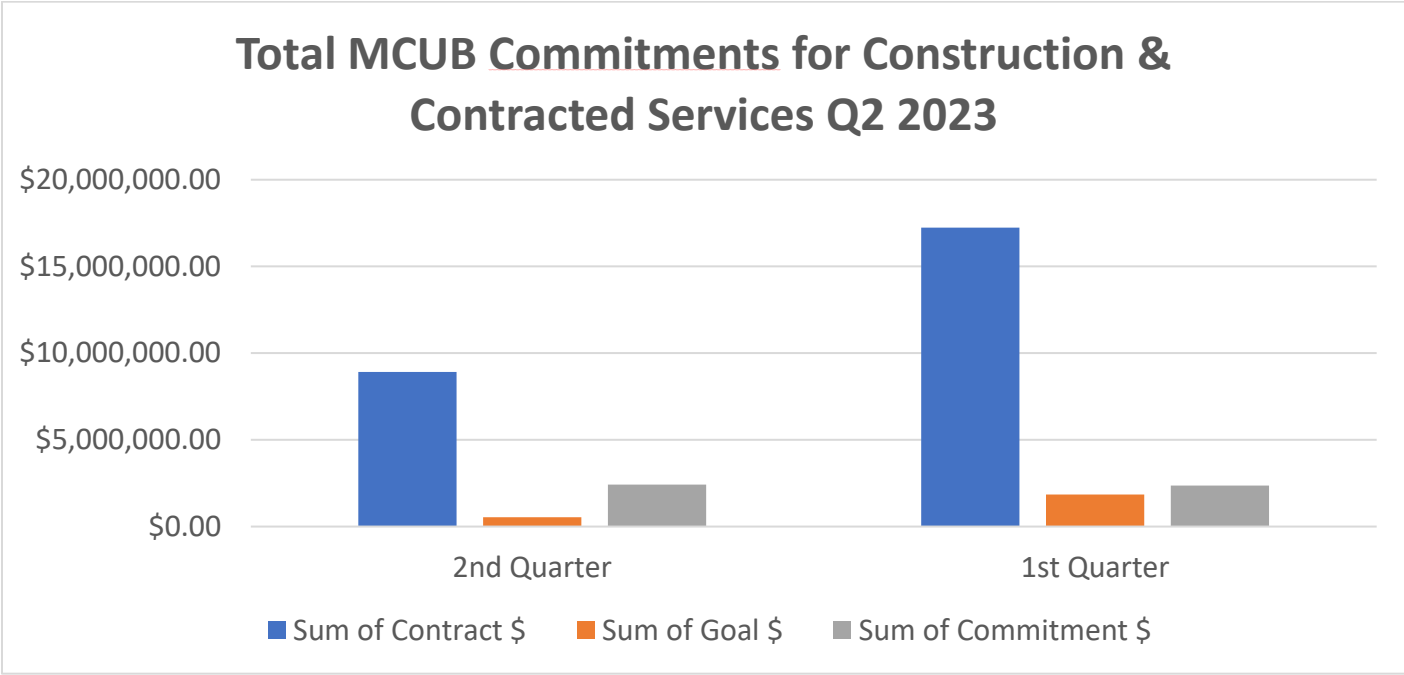
### Award Based on All Processes

#	Contractor	Amount	Division	Description	Solicitation Method	Contractor Location	Contract Number	MCUB/DBE Goal	MCUB/DBE Commitment
8	NEW FLYER OF AMERICA	\$11,980,358	MT	2023 Bus Procurement – 12 Sixty-foot Standard Biodiesel Buses	Bids	St Cloud, MN	19P321D	TVM	TVM
9	HNTB CORPORATION	\$12,708,235	MT	Construction Cost Estimating Services	Proposals	Kansas City, MO	22P336	18%	22%
10	DONLAR CONSTRUCTION COMPANY	\$18,312,000	MT	Gold Line BRT - Woodlane Station Park and Ride	Bids	Shoreview, MN	22P425	16%	16.4%
11	THOMAS AND SONS CONSTRUCTION INC	\$18,681,580	MT	METRO B Line Construction (East)	Bids	Rogers, MN	22P365	15%	21.1%
12	NEW FLYER OF AMERICA	\$20,965,627	MT	2023 Bus Procurement – 21 Sixty-foot Standard Biodiesel Buses to be Received in 2024	Bids	St Cloud, MN	19P321C	TVM	TVM
13	WSP USA INC	\$24,185,383	MT	Engineering and Project Management Services for the Blue Line Light Rail Extension Project	Proposals	Minneapolis, MN	22P103B	19%	19.2%
14	KIMLEY-HORN ASSOCIATES INC	\$96,375,448	MT	Engineering and Project Management Services for the Blue Line Light Rail Extension Project	Proposals	St Paul, MN	22P103A	19%	19%

# METROPOLITAN COUNCIL

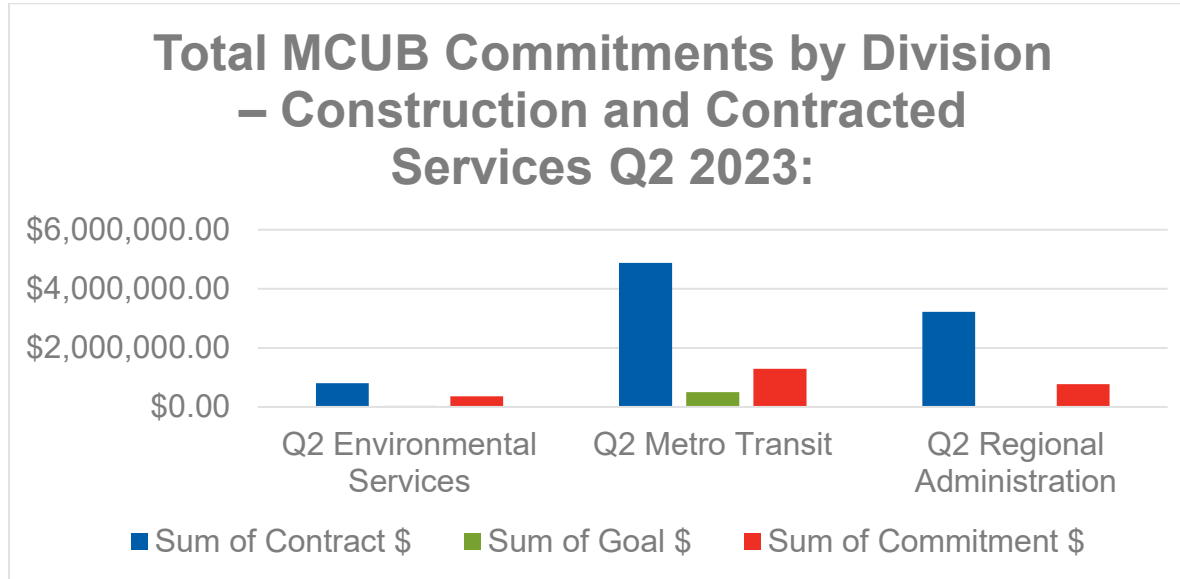
## MCUB Utilization Summary /Q2 2023

**2023 MCUB GOALS**  
 Construction  
**14%**

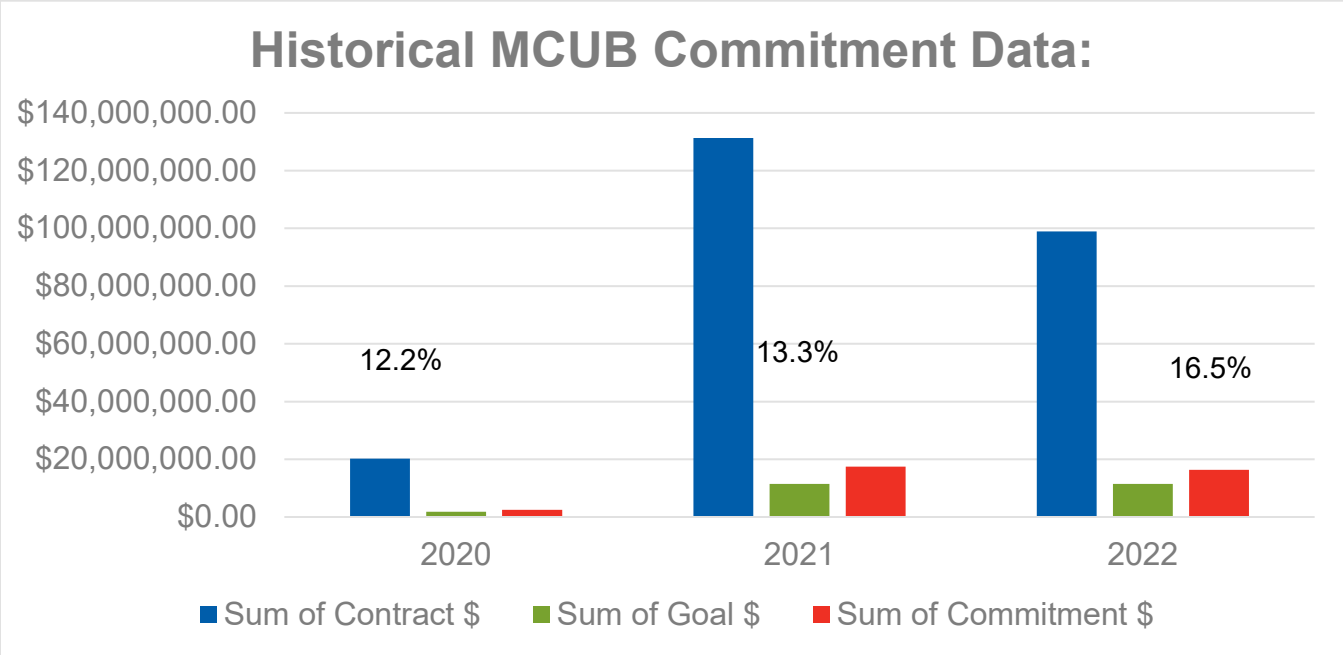


Sum of Contract \$	Sum of Goal \$	Sum of Commitment \$	MCUB %	2023
<b>\$ 8,906,529.00</b>	<b>\$ 538,686.96</b>	<b>\$2,419,424.60</b>	<b>27.2%</b>	<b>Q2</b>
<b>\$17,240,324.47</b>	<b>\$1,850,096.01</b>	<b>\$2,359,178.20</b>	<b>13.7%</b>	<b>Q1</b>

MCUB Firms Ethnicity	Women	Men
Black American	\$0.00	\$444,576.00
Hispanic American	\$0.00	\$0.00
Native American	\$0.00	\$0.00
Asian-Pacific American	\$0.00	\$0.00
Subcontinent Asian Americans	\$0.00	\$0.00
Non-Minority	\$1,983,848.60	\$0.00



Division	Sum of Contract \$	Sum of Goal \$	Commitment \$	MCUB %
MCES	\$804,825.00	\$35,482.50	\$354,825.00	<b>44.1%</b>
Metro Transit	\$4,881,656.00	\$503,204.46	\$1,296,637.60	<b>26.6%</b>
RA	\$3,220,048.00	\$0.00	\$767,962.00	<b>23.80%</b>
<b>Total</b>	<b>\$8,906,529.00</b>	<b>\$538,686.96</b>	<b>\$2,419,424.60</b>	<b>27.2%</b>



**Total MCUB Payments Q2 2023 = \$5,133,027.64**

MCUB Payments \$			
	Const. & Contr. Svcs.	P-Card	Total
<b>Q2 2023</b>	<b>\$5,501,060.04</b>	<b>\$80,757.71</b>	<b>\$5,581,817.75</b>
Q1 2023	\$5,054,283.88	\$78,743.76	\$5,133,027.64

**Total MCUB Payments Q2 2023 vs. Q2 2022:**

Q2 2023 - **\$5,581,817.75**

Q2 2022 - **\$2,340,142.94**

% Change: **+139%**

2023

MCUB  
GOALS

P-Card  
Expenditures:

10%

## Total P-Card Expenditures By Division Q2:

Division	P-Card Total	P-Card Exclude	P-Card Include	P-Card MCUB	% MCUB
Metro Transit	\$964,380.15	\$38,293.24	\$926,086.91	\$52,797.41	5.7%
MCES	\$224,768.15	\$3,976.57	\$220,791.58	\$25,161.13	11.4%
RA	\$211,939.93	\$20,660.21	\$191,279.72	\$1,947.20	1.0%
MTS	\$13,709.06	\$8,893.38	\$4,815.68	\$698.97	14.5%
CD	\$44,648.50	\$31,627.79	\$13,020.71	\$153.00	1.2%
<b>Total</b>	<b>\$1,459,445.79</b>	<b>\$103,451.19</b>	<b>\$1,355,994.60</b>	<b>\$80,757.71</b>	<b>6.0%</b>

2023 Q1: 5.4%

**Q2 2023 MCUB Utilization Demographic Details (Payments & P-Card):**

Demographics Breakdown	Work Value	% total
Black American	\$936,892.60	17%
Hispanic American	\$55,508.23	1%
Native American	\$108,766.48	2%
Asian-Pacific American	\$391,301.64	7%
Subcontinent Asian Americans	\$21,948.30	0%
MBE (CERT)	\$0.00	0%
VET	\$0.00	0%
White	\$4,060,556.39	73%
Unknown	\$6,844.11	0%
<b>Total MCUB Subcontracting</b>	<b>\$5,581,817.75</b>	

## Q2 2023 MCUB Utilization Demographic Details (Payments & P-Card) Continued:

MCUB Firms Ethnicity	Women	Men
Black American	\$17,625.00	\$919,267.60
Hispanic American	\$13,257.95	\$42,250.28
Native American	\$100,704.00	\$8,062.48
Asian-Pacific American	\$234,712.09	\$156,589.55
Subcontinent Asian Americans	\$0.00	\$21,948.30
White	\$3,985,234.26	\$75,322.13
Number of Unique MCUB Firms	Women	Men
Black American	2	14
Hispanic American	1	6
Native American	1	2
Asian-Pacific American	4	5
Subcontinent Asian Americans	0	1
White	65	4

## **2023 Q2 MCUB Highlights:**

### **MCUB Direct Spend Success (Micro purchases up to \$25K)**

Q2 2022 MCUB Direct Spend was 15%

Q2 2023 MCUB Direct Spend was 19%

### **IS Emergency Declaration MCUB Spend**

IT Audit Labs-\$67,500.00

### **MCUB Preference Success**

Top All Roofing, Inc.-\$77,200.00 (Roof repair at Northstar)

### **MCUB Partnership with New Flyer**

B & L started supplying New Flyer components in September 2022

Spend with B&L in Q3 2022 was \$26,476.98

Spend with B&L in Q4 2022 was \$115,398.82

Spend with B&L in Q1 2023 was \$175,036.03

Spend with B&L in Q2 2023 was \$388,252.35

### **OEEO and Procurement held first MCUB training as part of Procurement Training Series**

\*Next training in scheduled for 8/10

### **OEEO and Procurement had a table at the SADBOC Procurement Fair 136 New MCUB firms added to Directory in Q2**