



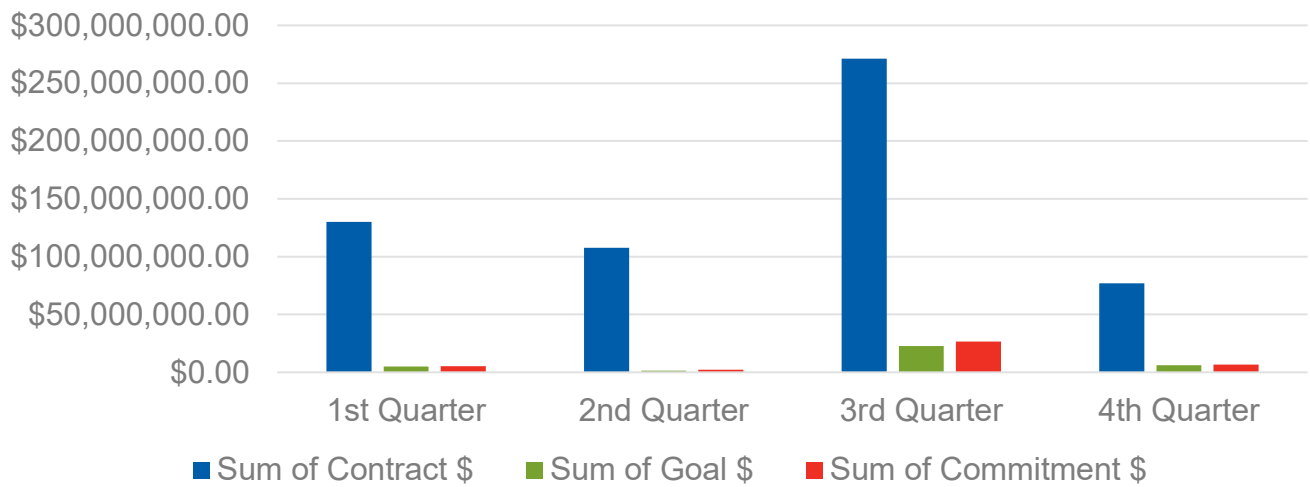
METROPOLITAN COUNCIL
 MCUB Utilization Summary /YE 2025

2025
MCUB
GOAL

Construction
 & Contracted
 Services:

14%

**Total MCUB Commitments for Construction
 & Contracted Services Year End 2025**

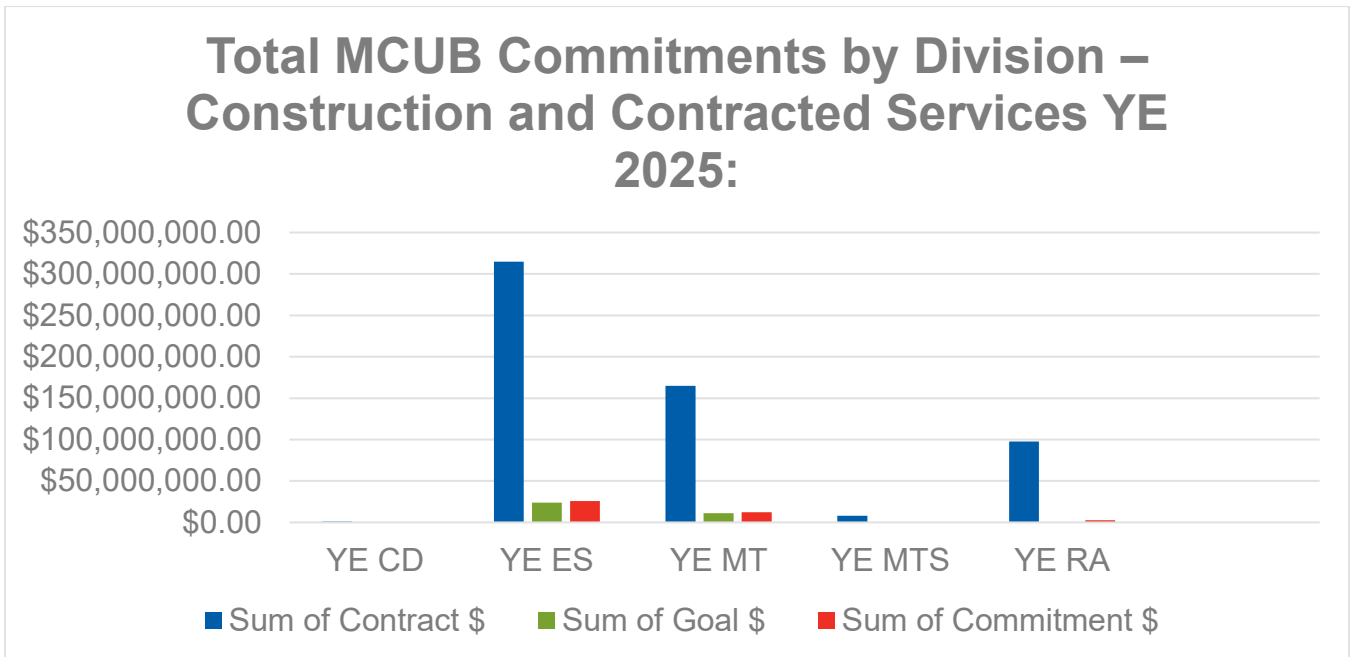


Sum of Contract \$	Sum of Goal \$	Sum of Commitment \$	MCUB %	2025
\$130,044,240.00	\$5,142,004.70	\$5,407,613.12	4.2%	Q1
\$107,796,613.41	\$1,328,851.50	\$2,358,731.03	2.2%	Q2
\$271,293,409.31	\$22,729,506.66	\$26,519,421.95	9.8%	Q3
\$77,101,690.41	\$6,190,766.30	\$6,585,947.00	8.5%	Q4

Total MCUB Commitments (Gender & Ethnicity) YE 2025:

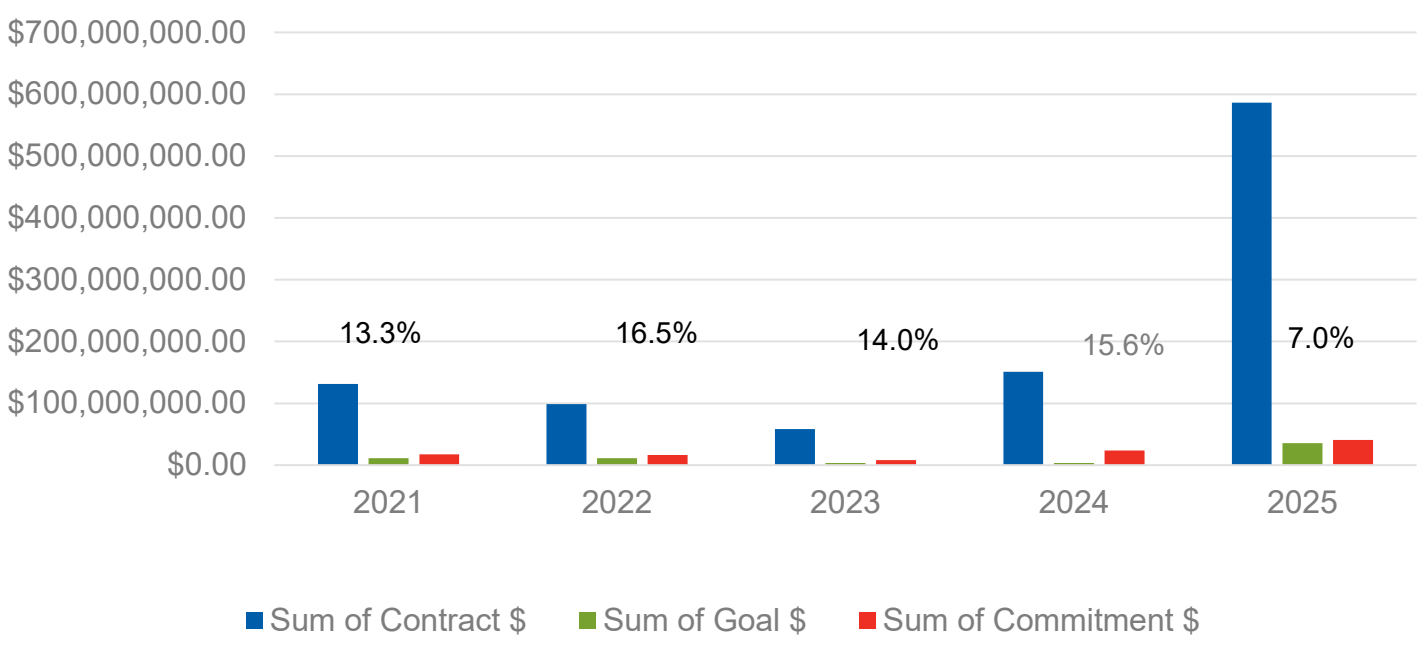
MCUB Firms Ethnicity	Women	Men
Black American	\$3,131,893.00	\$1,332,740.50
Hispanic American	\$30,000.00	\$127,947.00
Native American	\$0.00	\$0.00
Asian-Pacific American	\$0.00	\$747,139.20
Subcontinent Asian Americans	\$98,000.00	\$723,312.35
Non-Minority	\$32,482,630.49	\$2,091,167.38

Total MCUB Commitments By Division YE 2025:



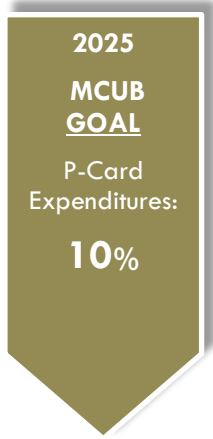
Division	Sum of Contract \$	Sum of Goal \$	Commitment \$	MCUB %
CD	\$1,039,765.00	\$88,578.50	\$90,000.00	8.7%
ES	\$314,680,242.39	\$23,842,581.39	\$25,959,940.25	8.2%
Metro Transit	\$164,724,550.89	\$11,173,313.27	\$12,124,819.12	7.4%
MTS	\$7,999,190.00	\$0.00	\$0.00	0.0%
RA	\$97,792,204.55	\$286,656.00	\$254,400.00	0.3%
Total	\$586,235,952.83	\$35,391,129.16	\$40,871,713.10	7.0%

Historical MCUB Commitment Data (Construction & Contracted Svcs.):



MCUB Payment Data

Total P-Card Expenditures YE 2025:



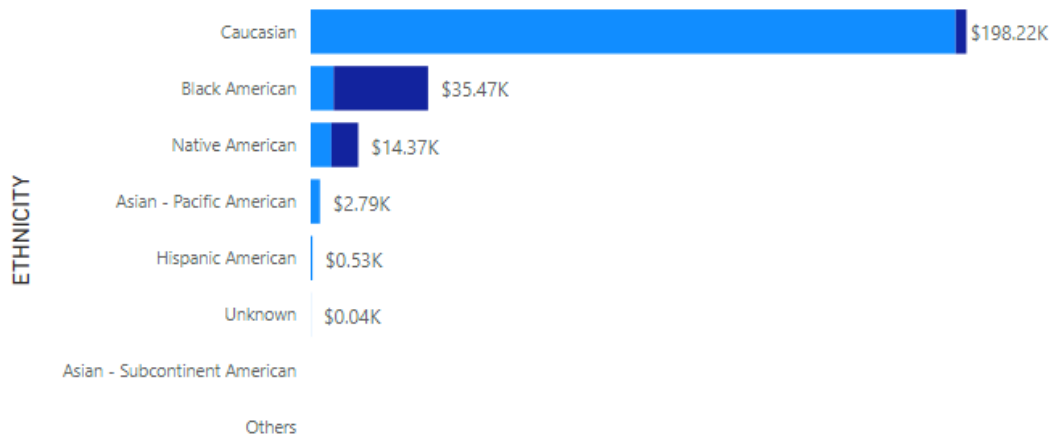
PCARD Spend that was MCUB Eligible, Actual PCARD MCUB Spend, Actual Pcard MCUB %, All PCARD Spend, ...

BY DIVISION CODE

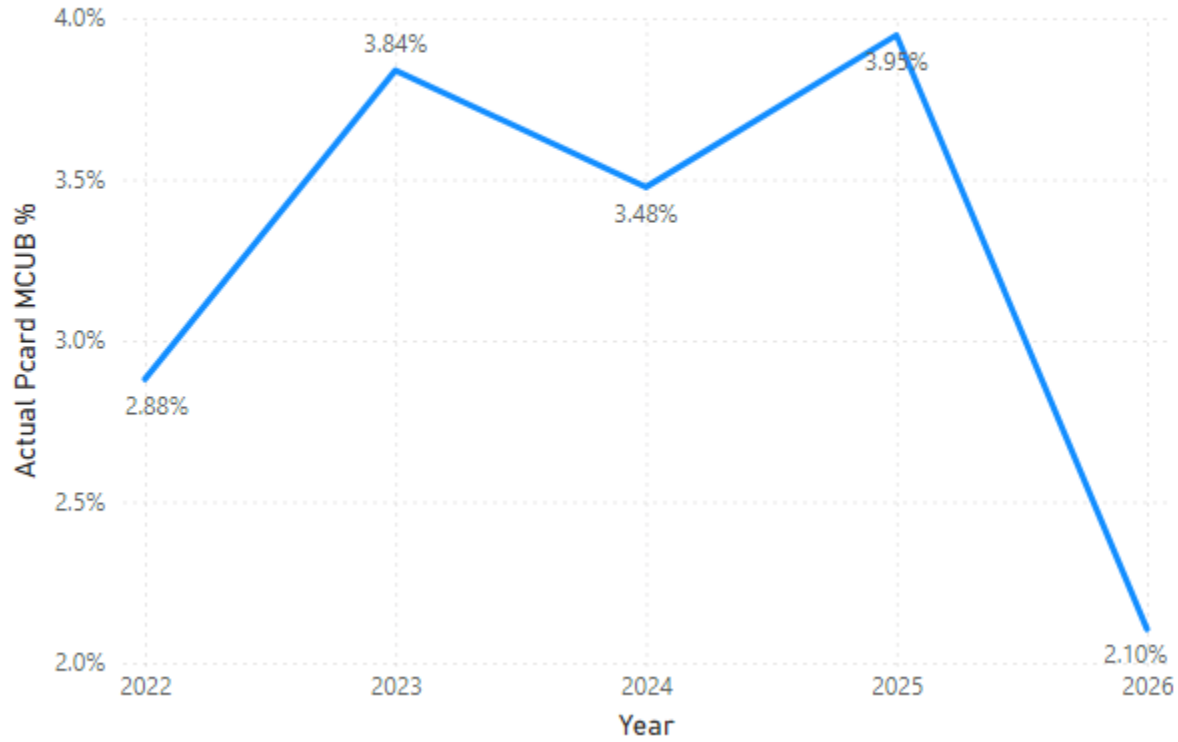
Division Code	All PCARD Spend	PCARD Spend Not MCUB Eligible	PCARD Spend that was MCUB Eligible	Actual PCARD MCUB Spend	Actual Pcard MCUB %
CD	\$167,574	\$134,996	\$32,578	\$5,188	15.93%
ES	\$985,350	\$439,493	\$545,857	\$45,171	8.28%
MT	\$5,475,292	\$848,382	\$4,626,910	\$152,931	3.31%
MTS	\$95,116	\$78,704	\$16,412	\$1,928	11.75%
RA	\$1,741,970	\$594,229	\$1,147,741	\$46,204	4.03%
Total	\$8,465,302	\$2,095,804	\$6,369,498	\$251,421	3.95%

Direct MCUB \$ by Demographic

GENDER ● Female ● Male ● Unknown



PCARD MCUB % Over Time



Total Direct Payments (PO) to MCUBs YE 2025

Achievement = **6.4%**

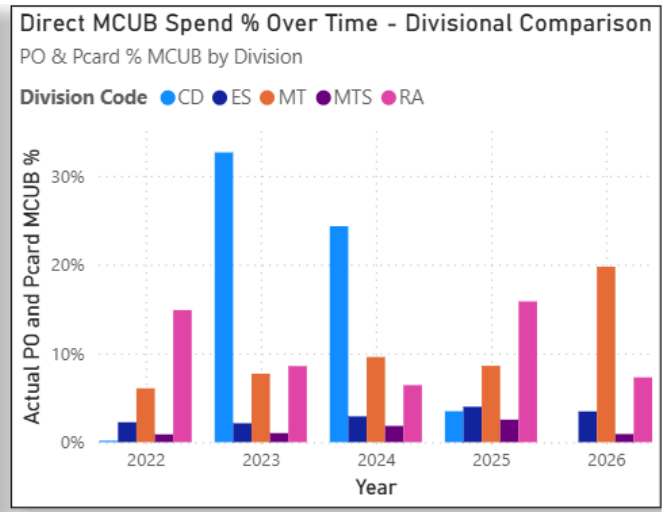
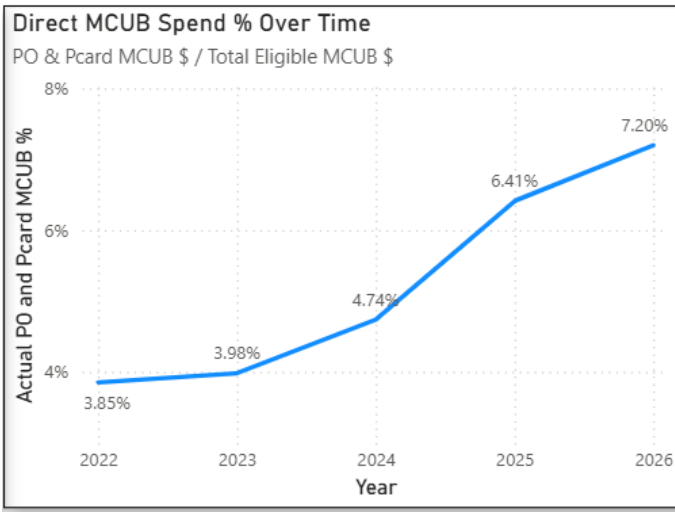
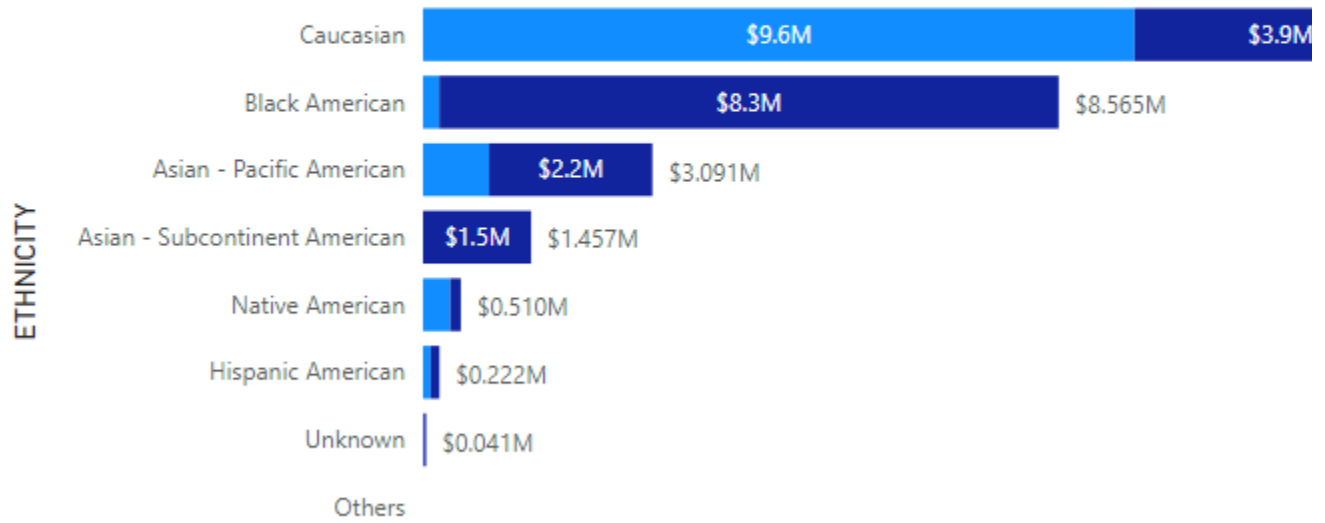
Actual PO Construction Spend, Actual PCARD MCUB Spend, PO and Pcard Spen...

BY DIVISION CODE

Division Code	Actual PO Goods and Services MCUB Spend	Actual PO Construction Spend	Actual PCARD MCUB Spend	PO and Pcard Spend that was MCUB Eligible
MT	\$10,237,094	\$1,674,344	\$152,931	\$140,232,351
RA	\$7,360,246	\$0	\$46,204	\$46,715,168
ES	\$4,986,943	\$0	\$45,171	\$126,088,959
CD	\$22,032	\$0	\$5,188	\$780,444
MTS	\$2,881,624	\$0	\$1,928	\$113,713,876
Total	\$25,487,940	\$1,674,344	\$251,421	\$427,530,798

Direct MCUB Spend by Demographic

GENDER ● Female ● Male ● Unknown



Secondary MCUB Payment Totals YE 2025:

Year	2025		Total	
ETHNIC_GRP_DESC	Sum of payment_made	Percent of total	Sum of payment_made	Percent of total
Caucasian	\$4,011,392.93	62.65%	\$4,011,392.93	62.65%
Asian - Pacific American	\$857,467.41	13.39%	\$857,467.41	13.39%
Black American	\$761,562.87	11.89%	\$761,562.87	11.89%
Native American	\$372,758.13	5.82%	\$372,758.13	5.82%
Asian - Subcontinent American	\$208,860.22	3.26%	\$208,860.22	3.26%
Hispanic American	\$191,272.40	2.99%	\$191,272.40	2.99%
Total	\$6,403,313.96	100.00%	\$6,403,313.96	100.00%

2025 Q4 MCUB Highlights:

MCUB Select Success

C.O.D Services, LLC. - \$115,200.00 (Courier Services)

MCUB Partnership with New Flyer

B & L started as a distributor of New Flyer components in September 2022

Q4 Spend In 2025 was \$471,130.53

MCUB Partnership with Gillig

KT Products, LLC DBA MA Associates Started as a distributor of Gillig components in September 2023

Q4 Spend In 2025 was \$1,048,558.79

Ideal Commercial Interiors Partnership with Fastenal est. Sept. 2024

Q4 Spend In 2025 was \$67,302.33

HF 2097 (Companion SF 2038) was approved

Language now aligns Council statutory tools for small business procurements with procurement authority provided to Minnesota state agencies:

- MCUB Direct Spend increased from \$25K to \$100K
- MCUB Preference increased from 6% to 12%
- MCUB Direct and MCUB Select procurement methods may now be used for Construction
- RFPs may now be procured using MCUB Select

Metropolitan Council Small Business Supportive Services (October to December 2025):

Type of Service	# Registered	# attended
Introduction to Government Contracting	16	10
How to Estimate and Bid	18	8
How to Respond to an RFP	21	9
Managing Contract Changes	18	9
One-on-one business consultations services	8	7
Total	81	43