

2026-2028 Water Efficiency Grant Program

Presentation to MAWSAC: June 11, 2026

METROPOLITAN COUNCIL

Jen Kostrzewski, Water Resources

Metropolitan Council Environmental Services

Program background



- **Began in 2016**
- **41 communities participating in the 2024-2026 grant cycle**
- **Expanded offerings over time**
- **Communities design their own programs, Met Council sets guidelines**

Total Water Efficiency Grant outcomes through Sept. 30, 2025

4,271 clothes washers replaced	8,498 toilets replaced	5,760 irrigation controllers replaced	1,003 irrigation spray sprinkler bodies replaced
191 irrigation audits	1,724 residential dishwashers replaced	$2.7 million total rebates	260,000,000 estimated annual gallons saved

Overview for 2026-2028



Total appropriation of $1.4 million

- Minnesota Session Law 2025, Chapter 36, Article 1, Section 2
  - $650,000 the first year and $750,000 the second year are for grants that implement water demand reduction measures. The grants are to assist municipalities in the metropolitan area with implementing water demand reduction measures to ensure the reliability and protection of drinking water supplies.

- **Grant program goal:** support technical and behavioral changes that improve municipal water use efficiency in the seven-county metropolitan area.

CLEAN WATER LAND & LEGACY AMENDMENT

Changes for 2026-2028



- Maximum grant amount: $50,000 → $75,000
- Clearer guidelines for grant activity/device eligibility and property type
  - Faucets and faucet accessories added
  - Flushing urinals and flushometer-valve toilets added
  - Commercial clothes washers and commercial dishwashers added
- **Municipal facility grant activity option added**
  - Replacement of water using devices in municipal properties
  - Property turfgrass conversion/replacement
- **Low-income cost assistance option** (additional $10,000 available to expand maximum grant amount to $85,000)
  - Full cost coverage for eligible residents on indoor water use devices
- Updated reporting form
- Improved standardization of estimated water savings

Applications from communities

43 municipalities awarded – Program Record!!

Following program precedent, no eligible communities with a complete application and an approved program proposal were turned away

Total requested: **$1,683,575**

Total available: **$1,400,000**

$283,575 to be reduced

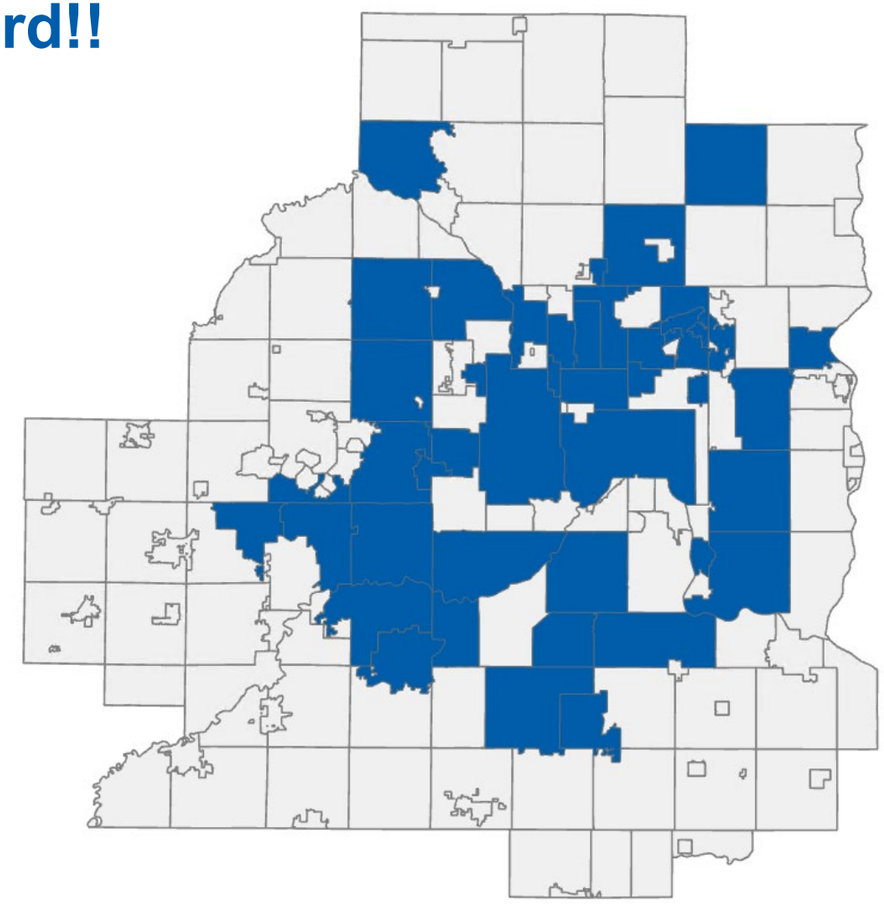

Grant program requests

Community	Requested Amount	Community	Requested Amount	Community	Requested Amount
Apple Valley	$50,000	Lino Lakes	$24,000	Saint Paul	$75,000
Arden Hills	*$40,000*	***Little Canada***	***$31,800***	**Savage**	**$65,200**
Bloomington	$25,000	Mahtomedi	$16,000	Shakopee	$50,000
Brooklyn Park	***$15,000***	*Maple Grove*	*$40,000*	Shoreview	$10,000
Chanhassen	**$25,000**	Minneapolis	$50,000	Shorewood	$5,040
Circle Pines	$13,200	***Minnetonka***	***$70,000***	St. Louis Park	$60,000
Cottage Grove	$75,000	New Brighton	$40,000	**St. Paul Park**	**$85,000**
Eagan	**$55,760**	North St. Paul	$26,400	Stillwater	$40,000
Eden Prairie	$24,000	***Plymouth***	***$60,000***	*Vadnais Heights*	*$75,000*
Farmington	$15,000	*Prior Lake*	*$20,800*	*Victoria*	*$22,880*
Forest Lake	$32,000	Ramsey	$11,200	White Bear Lake	$28,000
Fridley	**$20,670**	**Robbinsdale**	**$29,000**	*White Bear Township*	*$65,625*
Hopkins	*$20,000*	Rosemount	$13,600	Woodbury	$60,000
Lake Elmo	$50,000	**Roseville**	**$50,000**		
Lakeville	$56,000	***Saint Anthony Village***	***$42,400***		

Cells in **blue bold** mean the municipality plans to include a low-income cost assistance option

Cells in *yellow italics* mean the municipality plans to include grant activities at municipal properties

Cells in ***green bold italics*** mean the municipality plans to include both low-income cost assistance and grant activities at municipal properties

Scoring criteria

Applications were scored based on:

- **Municipal residential per capita water use** (1x weight)
- **Municipal ratio of peak month to winter month water use** (0.75x weight)
- **Estimated water savings from proposed program** (0.5x weight)

Calculated scores were used to determine how much would be reduced from the amount requested in the municipality's application.

Cities requesting $10,000 or under did not have their award amounts reduced.

Approved awards

Community	Award	Community	Award	Community	Award
Apple Valley	$40,000	Lino Lakes	$21,000	Saint Paul	$53,000
Arden Hills	$31,000	Little Canada	$26,000	Savage	$55,000
Bloomington	$20,000	Mahtomedi	$14,000	Shakopee	$43,000
Brooklyn Park	$15,000	Maple Grove	$35,000	Shoreview	$10,000
Chanhassen	$25,000	Minneapolis	$37,000	Shorewood	$6,000
Circle Pines	$12,000	Minnetonka	$61,000	St. Louis Park	$42,000
Cottage Grove	$65,000	New Brighton	$27,000	St. Paul Park	$68,000
Eagan	$53,000	North St. Paul	$19,000	Stillwater	$32,000
Eden Prairie	$22,000	Plymouth	$52,000	Vadnais Heights	$57,000
Farmington	$14,000	Prior Lake	$19,000	Victoria	$23,000
Forest Lake	$28,000	Ramsey	$11,000	White Bear Lake	$21,000
Fridley	$15,000	Robbinsdale	$21,000	White Bear Township	$56,000
Hopkins	$17,000	Rosemount	$14,000	Woodbury	$52,000
Lake Elmo	$49,000	Roseville	$36,000		
Lakeville	$48,000	Saint Anthony Village	$34,000		

Total: $1,399,000

Requested versus granted amounts

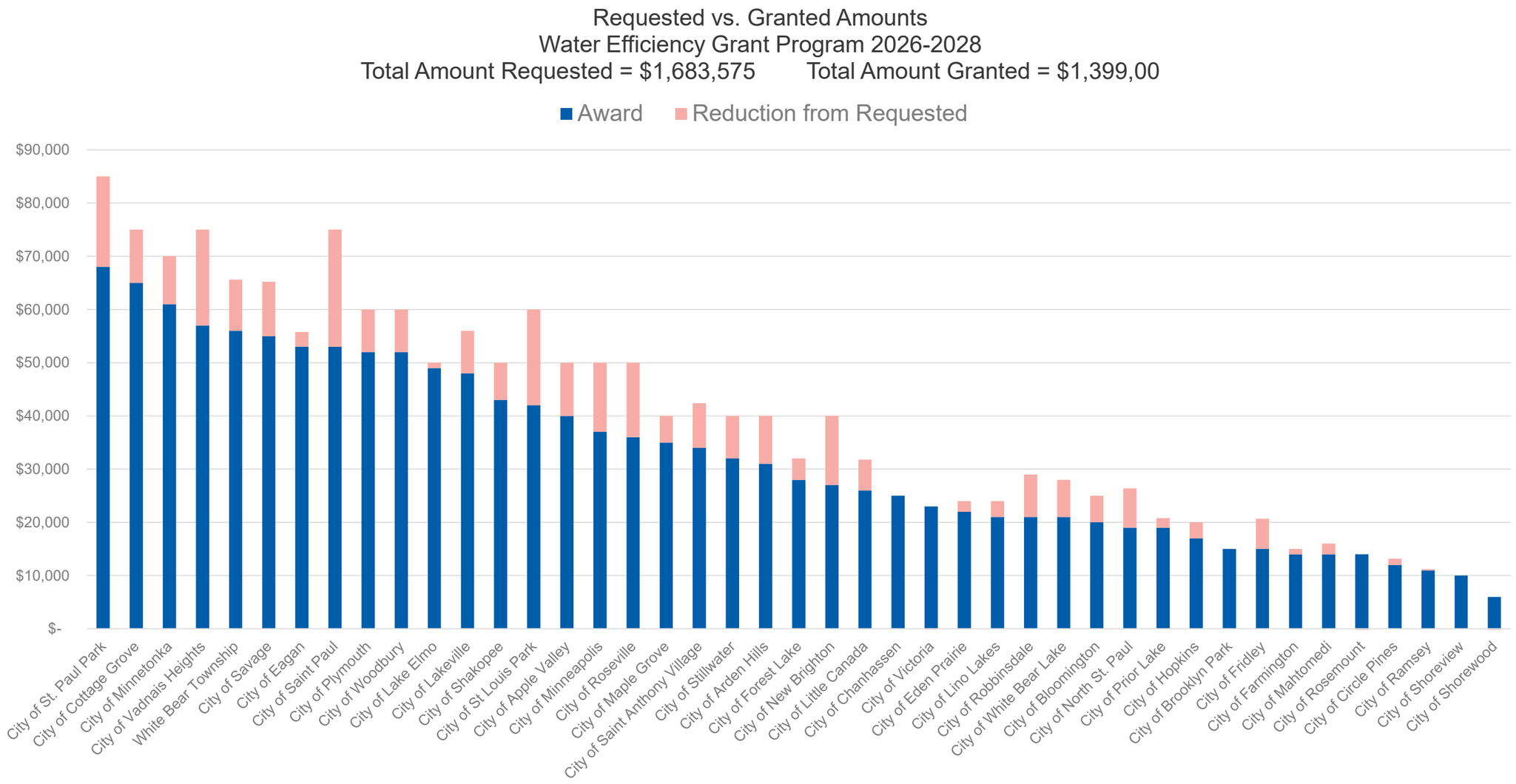

Next steps



- Completing grant agreements with communities
- Program kicks off July 1st



Jen Kostrzewski

Assistant Manager, Water Resources
jennifer.kostrzewski@metc.state.mn.us

Henry McCarthy

Senior Environmental Scientist, Water Resources
henry.mccarthy@metc.state.mn.us

https://metrocouncil.org/Wastewater-Water/Planning/Water-Supply-Planning/Grants/Water-Efficiency-Grant-Program.aspx

METROPOLITAN
COUNCIL